



Juliet[®]
the feminine laser



THE EFFECTIVE, CUTTING-EDGE, HORMONE-FREE
LASER TREATMENT FOR
VULVOVAGINAL DISEASES

THE NEW TREATMENT CONCEPT BY ASCLEPION

BROCHURE NOT FOR THE U.S.A.



The fast, painless and minimally invasive treatment for women's intimate diseases:

VULVOVAGINAL ATROPHY (VVA)

GENITOURINARY SYNDROME OF MENOPAUSE (GSM)

VAGINAL DRYNESS, BURNING AND ITCHING

PAIN DURING INTERCOURSE (DYSPAREUNIA)

LOSS OF ELASTICITY AND TONE (VRS)

MILD STRESS URINARY INCONTINENCE (SUI)

FIND OUT MORE ...



INNOVATIVE LASER TREATMENT

HORMONE-FREE & NON-SURGICAL

HIDDEN DISEASES AFFECTING MILLIONS OF WOMEN

Different ages of a woman's life are accompanied by different experiences with regard to intimacy and sexuality, and are unavoidably associated with a variety of vaginal conditions. These may strongly affect the quality of life, both physically, psychologically as well as sexually.

Childbirth (especially natural) and **menopause** are just two examples of events that cause a change in the intimate area and vaginal environment, each of them accompanied by different disorders. Many women who experience unpleasant symptoms such as genital itching, vaginal dryness, pain during intercourse or unwanted loss of urine do not talk about these issues, sometimes not even with their gynecologist. For this reason the dissemination of these diseases is highly underestimated though they are quite common in women of different ages and tend to worsen over time. That means that they are not temporary and they are not going to disappear if not treated.

INNOVATIVE LASER TREATMENT: THE BEST ALTERNATIVE TO HORMONAL THERAPY AND SURGERY

Most of the urogenital diseases connected with the menopause follow a reduction in the production of estrogen by the ovaries. This involves the gradual thinning of genital epithelial tissues, vaginal and vulvar mucosa, which reduce in thickness and moistness becoming more fragile, irritable and sensitive to trauma. For this reason hormonal therapy has been for a long time the gold standard treatment for postmenopausal symptoms. In a similar way, urological symptoms such as Stress Urinary Incontinence deriving from childbirth and natural ageing process and affecting the pelvic floor structure, have been historically treated by mean of surgery restoring the vaginal anatomy.

JULIET REPRESENTS A MINIMALLY INVASIVE, GENTLE AND HORMONE-FREE TREATMENT OPTION FOR ALL WOMEN WHO DO NOT WISH INVASIVE AND/OR HORMONE BASED OPTIONS.

Hormonal Therapy or Surgery	Documented side effects	Not suitable for all women	Either lifelong or invasive treatment
The Juliet treatment concept	No side effects	Suitable for women of all ages	Minimally invasive, fast and hormone-free

The Juliet treatment concept is suitable for ...

WOMEN, WHO ARE GOING THROUGH THE **MENOPAUSE**

WOMEN, WHO HAVE JUST **GIVEN BIRTH**

WOMEN, WHO UNDERWENT CANCER **CHEMOTHERAPY AND/OR SURGERY**

WOMEN, WHO WANT TO FIGHT OR PREVENT **PELVIC FLOOR DISEASES**

WOMEN, WHO WANT TO IMPROVE THE QUALITY OF THEIR **SEXUAL LIFE**

The Juliet procedure is proven to give

RESULTS AFTER JUST ① TREATMENT

A LIFE-CHANGING PROCEDURE

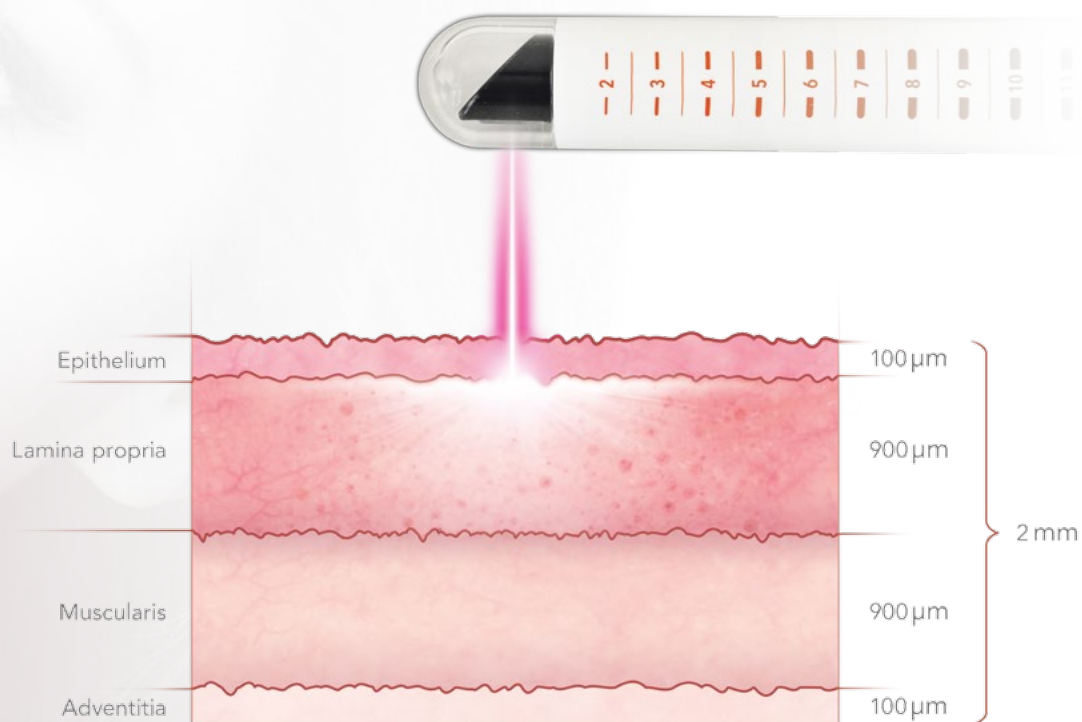
FOR WOMEN OF ALL AGES

Whether during the menopause or after the childbirth or cancer therapy, whether to fight unpleasant symptoms or to restore the vaginal environment: the Juliet laser therapy is the answer for women of all ages, improving not only their medical condition but also dramatically changing their intimacy experience and quality of life.

HOW JULIET WORKS

Juliet is a minimally invasive treatment, the goal of which is the **stimulation of new collagen and elastin production**, along with an improved vascularization of the vaginal mucosa. This leads to the restoration of the original metabolism of connective tissue: the inner mucosa regains elasticity and lubrication, showing improved thickness and softness. The tone of the pelvic floor is improved as well, strengthening the vaginal tissue that contributes to support the interior tissue and walls.

This translates into an attenuation of the symptoms, which can be observed immediately after the first treatment. Itching, irritation and pain during intercourse disappear and the symptoms of stress urinary incontinence are also significantly reduced as a result of the stimulating action of the laser on the mucosa. This action continues its beneficial effect even after the treatment is finished and, for this reason, many women report further improvements during the first month post-treatment.



The main mechanism of action of the Erbium:YAG technology is the achievement of the selective stimulation of the submucosal collagen in the lamina propria. This layer of the vaginal wall, in fact, is elastic and rich in collagen and can be stimulated in a selective way, meaning without damaging the surrounding tissue.

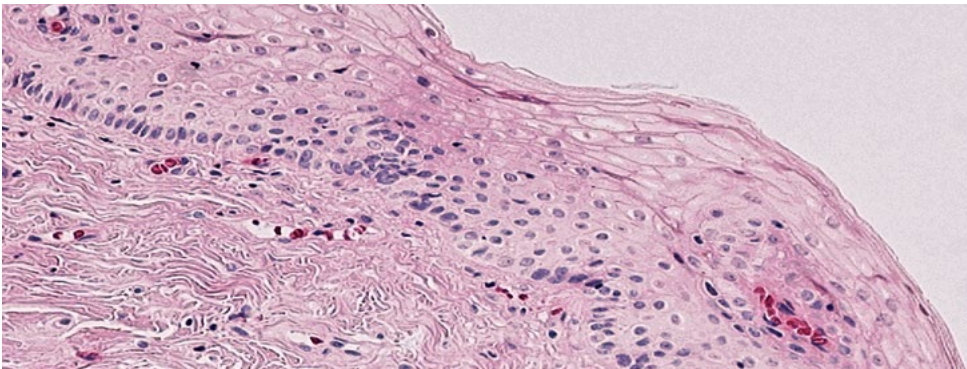
HISTOLOGICAL RESULTS

SHOWING THE EFFICACY OF THE ERBIUM:YAG LASER TECHNOLOGY

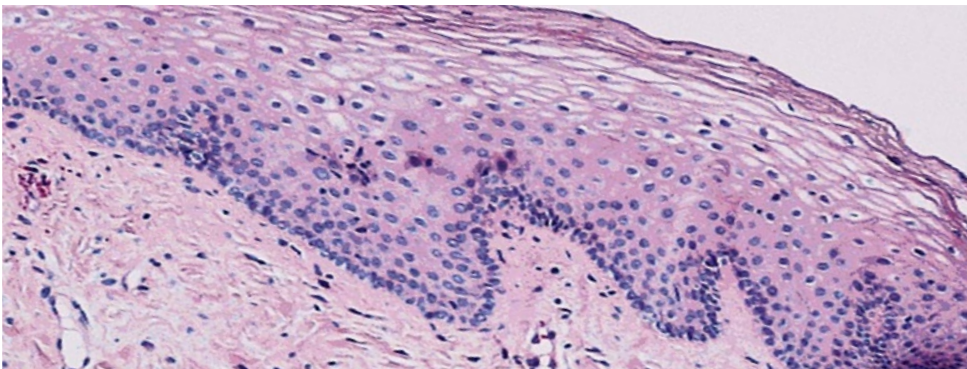
Histological studies show neocollagenogenesis and neoangiogenesis processes already visible in histological samples taken at 7 days after one treatment. All patients in this sample reported moreover after 7 days better vaginal lubrication, reduction / no dyspareunia, better quality of sexual life and reduction in urinary urgency, frequency and urine loss.

REFERENCE: University of Milan - Bicocca, San Gerardo Hospital, Monza, Italy - Department of Obstetrics and Gynecology

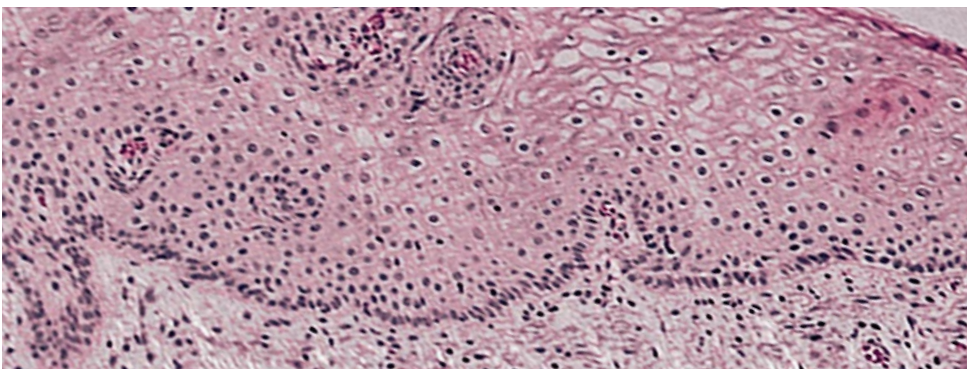
HISTOLOGICAL PREPARATION Hematoxylin & Eosin (200x)



A The sample at day 0 shows an altered epithelium stratification with presence of cornification and superficial areas characterized by very low cellularity. The epithelium appears atrophic and a flattening of the dermal papillae at the dermoepidermal junction can be recognized.



B At day 7 (after one treatment) the pavement epithelium appears well organized, with compact structure and presence of several nuclei, both in the deeper and superficial layers. The depth of the dermal papillae appears moreover increased, showing good tissue vitality.



C 30 days after 1 treatment Neocollagenogenesis and Angiogenesis processes are still visible and further widespread; a re-gained uniformity of the tissue is the evidence of efficient tissue regeneration. In addition, the new collagen formation can be recognized through the white stripes visible in the deeper layers.

REFERENCE: University of Milan - Bicocca, San Gerardo Hospital, Monza, Italy - Department of Obstetrics and Gynecology

CLINICAL EXPERIENCE

PROFESSIONAL USERS AROUND THE WORLD



DR. ANKE MOTHES

GYNECOLOGIST AND PELVIC FLOOR SURGEON – UNIVERSITÄTSKLINIKUM JENA – Germany

» *The majority of my patients who have undergone Juliet reported improvement of genito-urinary symptoms after two treatment courses and an evaluation interval of 6 weeks. The treatment is nonsurgical, non-hormonal, minimally invasive, not painful, and not time-consuming. Juliet has the potential to develop as a new alternative concept for gynaecologists to help improving quality of life of their patients.* «

DR. EVGENII LESHUNOV

UROLOGIST AND ANDROLOGIST – Clinic Professor Yutskovskaya's, Moscow – Russia

» *Juliet is a perfect instrument in my daily practice because I can use it to treat different kind of pathologies like vaginal atrophy, SUI and vaginal laxity. It is a new concept for gynecologists, urologists and urogynecologists and it will help us to bring our clinical results to a new level, allowing us to treat patients with contraindications for surgery and hormone-replacement therapy in a non-surgical, non-hormonal, and minimally invasive way.* «



PROF. RODOLFO MILANI & DR. STEFANO MANODORO

DIRECTOR OF THE OBSTETRICS AND GYNECOLOGY DEPARTMENT

San Gerardo Hospital, University of Milano-Bicocca, Monza - Italy

» *We find Juliet an excellent, brand new option for women with genitourinary syndrome. All of our patients who have undergone Juliet reported improvement in vaginal health and in quality of life.* «

DR. ENAS ALAWI

DIRECTOR OF BARIATRIC SURGERY DEPARTMENT – Algarhoud Private Hospital - Dubai

» *In the department of bariatric surgery we have been using Juliet to treat stress urine incontinence and vaginal laxity in obese patients with BMI above 40. The results were extremely satisfactory compared to our initial expectations. Our patients are satisfied with the change in life Juliet has offered them, being non surgical, non hormonal and most importantly complication free.* «



THE LASER TECHNOLOGY

BASED ON THE ASCLEPION MCL31 DERMABLATE PLATFORM

The Juliet laser treatment is performed using an Erbium:YAG laser that, thanks to its unique technical features, represents the best treatment option, with very low risk of side effects and minimal downtime.



THE BEST WAVELENGTH FOR INTRAVAGINAL TREATMENTS

High absorption in water minimizes side effects

ADJUSTABLE PULSE LENGTH FOR BOTH ABLATIVE AND THERMAL TREATMENT

Maximizes results reducing the amount of sessions to two

MULTIPLE TREATMENT OPTIONS

Wide range of handpieces and applications in the gynecology

EASY TO USE AND INTUITIVE INTERFACE

Fast treatments, less than 15 minutes

HANDPIECES

STATE OF THE ART ENGINEERING

STERI-SPOT HANDPIECE



+ SINGLE USE, DELIVERED IN STERILE PACKAGE

For the maximum hygiene

+ NEW OPTICAL TECHNOLOGY

No need to turn the hand-piece anymore! Just turn the optical ring, for the maximum patient's comfort.

+ ERGONOMIC DESIGN WITH HANDLE

For an easy handling and use

+ OPTIMIZES THE TREATMENT TIMES

No idle times due to resterilization and/or disinfection

ADDITIONAL HANDPIECES

FOR MULTIPLE TREATMENT OPTIONS



V-SPOT HANDPIECES

Reusable, with 90° or 360° reflecting gold-coated mirror.



MICROSPOT HANDPIECE

Fractional handpiece for the treatment of the vulva, it allows for a complete therapy of vulvovaginal disorders.



VARIO TEAM HANDPIECE

Ablative handpiece for different ablative treatments in the vulval area.

JULIET IN THE WORLD

A WIDESPREAD SUCCESS



» My sexual life has completely changed since I have entered the menopause. Intimacy has become a moment of embarrassment and sometimes pain instead of a moment of joy. It was really hard for me to accept that my sexual life was over. A friend of mine advised me to try Juliet and I can only say thank you to her and to the gynecologist who performed the treatment. In few minutes, my life changed, now I feel again the woman I used to be before the menopause. «

LAURA, 54 YEARS OLD, ITALY

» I have been suffering from stress urinary incontinence for many years, so I decided to try this new laser treatment. I was really curious to find out if it really worked. I didn't feel any pain during the procedure and I can't believe how good the results have been for me. It has been a year now since that treatment and it really works like magic, until now I don't have any problem anymore with accidental urination. «

NATALIA, 41 YEARS OLD, RUSSIA

WOMEN
WHO HAVE TRIED OUT JULIET

ASCLEPION

COMPETENCE & EXPERIENCE MADE IN GERMANY

Asclepion Laser Technologies has been operating for more than 40 years as a leader on the international medical laser scene as manufacturer of advanced laser systems for dermatology, aesthetic medicine and surgery. Based in the Jena Optical Valley, famous throughout the world as the homeland of the German optics industry, the company invests continuously in research and development of new technologies. Today, customers in more than 60 countries trust in the Made in Germany technology of Asclepion and its proven scientific expertise.

MORE THAN
10 000
users all around
the world

MORE THAN
5 000 000
patients successfully
treated

The Juliet Treatment is today available in over 35 countries around the world and boasts an unmatched success among doctors and patients.

TRAINING & EDUCATION



Both regional and international trainings are permanently organized in our training center in Jena. That's how we provide our customers all the knowledge that they need for safely and effectively using our laser devices.

FIND OUT MORE AT
www.asclepion.com/academy

MARKETING & WEBCLUB



A wide range of marketing tools is available on the Asclepion's WEBCLUB, an online platform designed for giving you a real time access to all the latest news and important documents for the success of your practice.

FIND OUT MORE AT
www.asclepion.com/webclub

TECHNICAL SERVICE



Our highly specialized technical assistance, provided both directly and through a network of local distributors, follows the customer from the installation, to the assistance in case of defect, to the delivery of spare parts.

FIND OUT MORE AT
www.asclepion.com/service

Asclepion

Laser Technologies

TECHNICAL SPECIFICATIONS

Device	MCL31 Dermablate	Fluence	up to 250 J/cm ²
Laser	Er:YAG, class 4	Pulse Duration	100 – 1,000 µs, adjustable
Wavelength	2,940 nm	Frequency	1 – 20 Hz
Energy	up to 2.5 J	Modes	Gyn C, Gyn W, Ablation, Therm, MicroSpot
Handpieces	INTRAVAGINAL	Steri-Spot with 90° reflecting gold-coated mirror for SINGLE USAGE V-Spot with 90° or 360° reflecting gold-coated mirror for MULTIPLE USAGE*	
	FRACTIONAL	MicroSpot 13 x 13 mm with variable cover-rate*	
	ABLATIVE	Vario TEAM 1 – 6 mm with variable spot size*	

*optional

www.juliet-laser.com

WWW.ASCLEPION.COM

ALWAYS THE LATEST PRODUCT NEWS



FOLLOW US



 **MADE IN GERMANY**

Asclepion Laser Technologies GmbH | Brüsseler Str. 10 | 07747 Jena | Germany

MCL31 IV 001 0817 EN